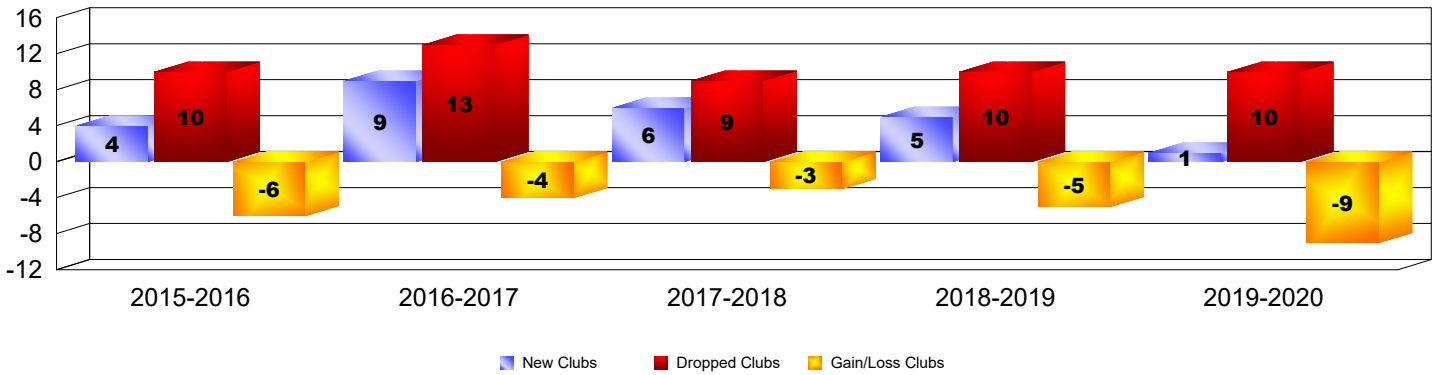


Multiple District 35

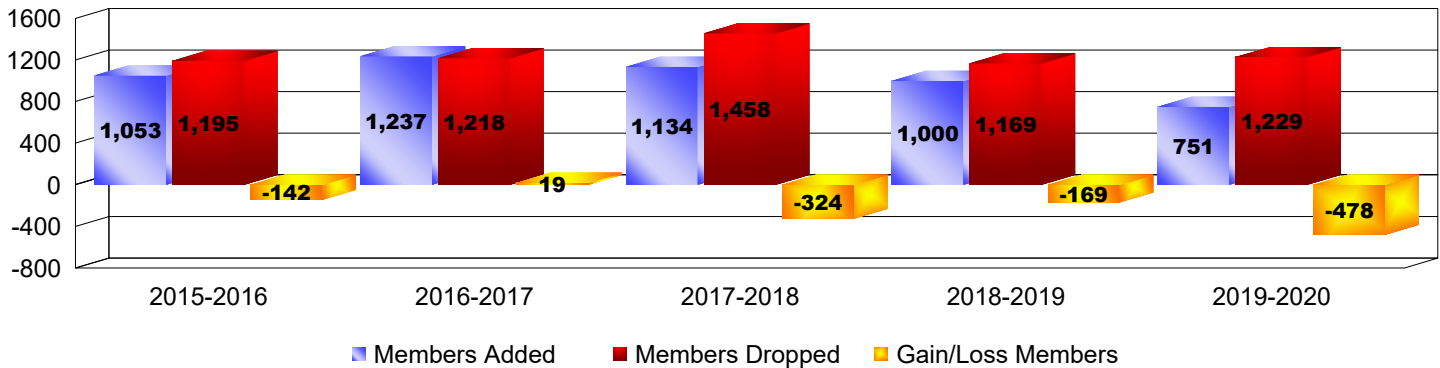
As of June 2020 Cumulative

Year	New Clubs	Dropped Clubs	Gain/Loss Clubs	New Members	Charter Members	Reinstate Members	Transfer Members	Total Member Added	Total Members Dropped	Gain/Loss Members
2015-2016	4	10	-6	715	145	69	124	1,053	1,195	-142
2016-2017	9	13	-4	749	298	54	136	1,237	1,218	19
2017-2018	6	9	-3	788	156	76	114	1,134	1,458	-324
2018-2019	5	10	-5	642	184	86	88	1,000	1,169	-169
2019-2020	1	10	-9	497	46	135	73	751	1,229	-478
Average	5	10	-5	678	166	84	107	1,035	1,254	-219


Clubs



Members



Membership Composition June 2020 Cumulative



Gender Comparison June 2020 Cumulative

